

How to Download and Activate HealthJoy

HealthJoy is the first stop for all your healthcare and employee benefits needs. We've created an easy and seamless process to get started today! Below are some of the many methods you can use to activate your HealthJoy account:



APP STORE



EMAIL



SMS



FLYER



POSTCARD



WEBINAR

1 Download the App

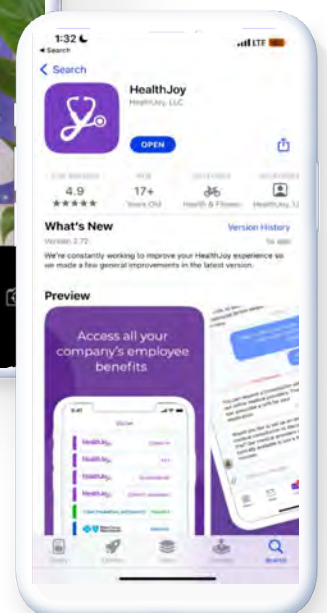
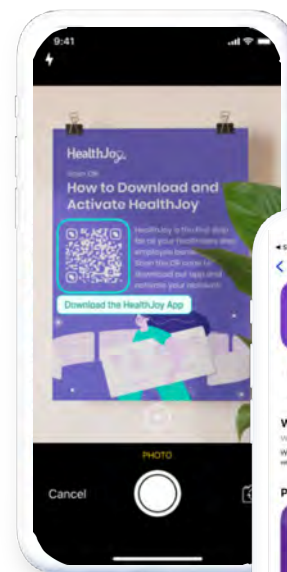
Use one of the above methods to download the HealthJoy app, such as scanning the QR code on this flyer. The app is available for Android, iPhone, and iPad.

2 Sign Up

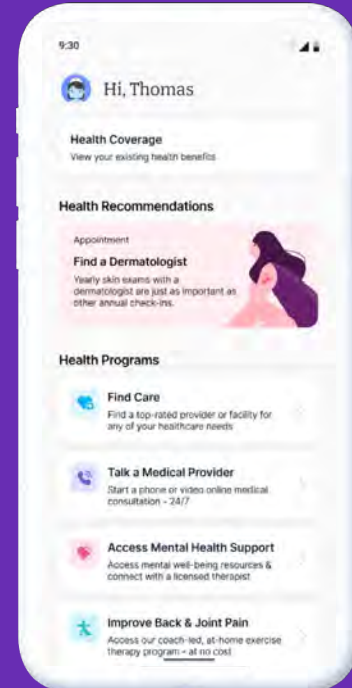

Open the HealthJoy app, click "Sign Up", and type the email address tied to your employee benefits. Additional security questions may be required if a different email address is entered.

3 Activate

You'll receive an activation link via email and/or SMS after verifying your identity and plan benefits. Lastly, you'll be prompted to create a password of at least eight characters to secure your account. The entire process will take less than three minutes to complete.



Success! You now have full access to your HealthJoy account. JOY, your virtual healthcare assistant, will welcome you and provide tips on how to use the app.



Did you forget your password?

You can still log in! Enter your email address on the login screen. You can choose to update your password, or we can send a "magic link" to your phone or email so you can log in.



Or, visit: www.healthjoy.com/download

If you have any other issues with activation or logging into our system, please call or email us at:

(877) 500-3212
support@healthjoy.com